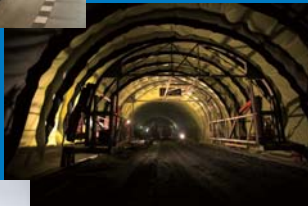


LMR[®] - LSZH

Low Smoke

Zero Halogen

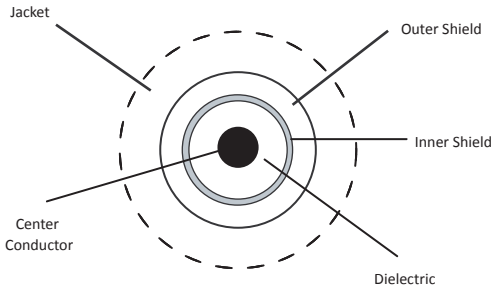
- LMR-195-LSZH
- LMR-200-LSZH
- LMR-240-LSZH
- LMR-400-LSZH
- LMR 500-LSZH
- LMR-600-LSZH



Features:

- Low Smoke, Low Toxicity, Non-Halogen
- Flame: Meets IEC-332-1-2, IEC 332-3 CAT.C, UL-VW1, UL-1581, IEEE-383, BS-4066-1, BS-4066-3, UL-1685, NFPA-130
- Smoke: Meets IEC-61034-2, NES-711
- Halogen: Meets IEC-60754-1, BS 6425-1, IEC-60754-2, BS 6425-2
- UV Resistant: Meets UL-1581, 720 Hour UV Exposure
- LMR[®] connectors, install tools and hardware accessories can be directly used
- Compliant to EN-45545 (R15/R16) Standard

LMR[®]-LSZH Specifications:



Construction:

Center Conductor:

Solid Copper (195-240 size);

Copper Clad Aluminum (400-600 size)

Dielectric: Foam PE

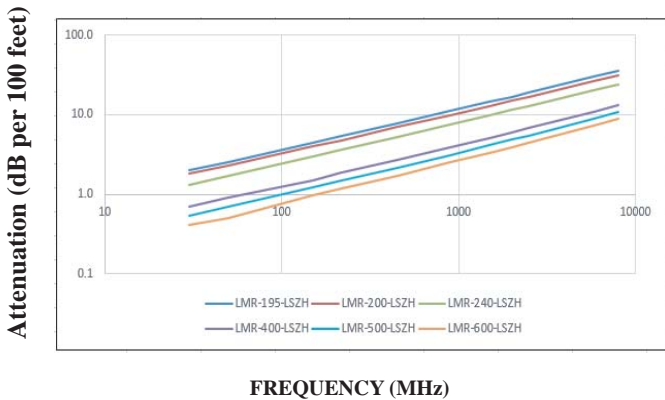
Inner Shield: Composite Aluminum Tape

Outer Shield: Tinned Copper Braid

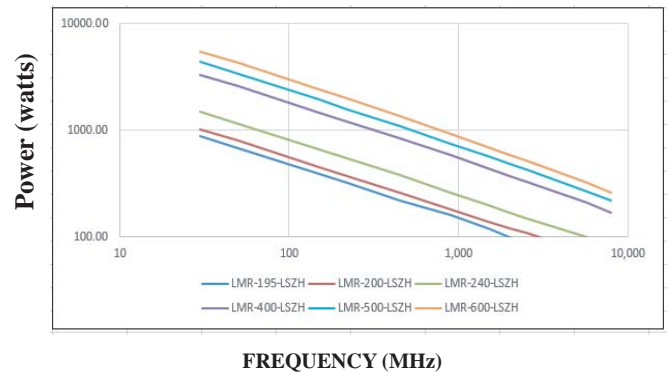
Jacket: Black, Low Smoke, Low Toxicity, Non-Halogen, FR Polyethylene

	LMR-195-LSZH		LMR-200-LSZH		LMR-240-LSZH		LMR-400-LSZH		LMR-500-LSZH		LMR-600-LSZH	
AA Drawing Number	AA-11761		AA-11762		AA-11763		AA-11764		AA-11765		AA-11766	
Physical Specifications												
Description	in	(mm)	in	(mm)	in	(mm)	in	(mm)	in	(mm)	in	(mm)
Center Conductor	0.037	0.940	0.044	1.118	0.056	1.422	0.108	2.743	0.142	3.607	0.176	4.470
Dielectric	0.113	2.790	0.116	2.946	0.150	3.810	0.285	7.239	0.370	9.398	0.455	11.557
Shield	0.118	2.950	0.121	3.073	0.180	4.520	0.320	8.130	0.410	10.300	0.490	12.450
Jacket	0.195	4.953	0.195	4.953	0.240	6.096	0.405	10.287	0.500	12.700	0.590	14.986
Mechanical Specifications												
Bend Radius	0.50	12.7	0.50	12.7	0.75	19.1	1.00	25.4	1.25	31.8	1.50	38.1
Weight	0.028 lbs/ft		0.028 lbs/ft		0.043 lbs/ft		0.090 lbs/ft		0.126 lbs/ft		0.163 lbs/ft	
Operating Temperature Range	-40/+85°C (-40/+185°F)											
Electrical Specifications												
Impedance	50 ohms		50 ohms		50 ohms		50 ohms		50 ohms		50 ohms	
Shielding	90 dB		90 dB		90 dB		90 dB		90 dB		90 dB	
Velocity of Propagation	80%		83%		83%		84%		82%		85%	
Capacitance pF/ft (m)	25.4	83.3	24.5	80.4	24.2	79.4	23.9	78.4	23.6	77.4	23.4	76.8

ATTENUATION vs. FREQUENCY



MAXIMUM POWER HANDLING VS. FREQUENCY



World Headquarters: 358 Hall Avenue, Wallingford, CT06492 Tel: 203-949-8400 1-800-867-2629 Fax: 203-949-8423
 China Sales: No.318 Yuanshan Road, Minhang District, Shanghai, China Tel: 86-21-51761234 Fax: 86-21-64424098
www.timesmicrowave.com